



ICEFOUNTAINS.COM
ICECANNONS.COM
ICESPARKLERS.COM
ICEGLOWS.COM

LONDON'S LEADING SUPPLIER
OF ENTERTAINMENT PRODUCTS
TO THE UK LEISURE INDUSTRY

STEP 1

With one hand, hold the cannon firmly from the base, ensuring the large Ice Cannons logo is at the bottom (as seen in image)

STEP 2

With your free hand firmly grasp the opposite end of the cannon ensuring the silver foil is fully exposed.

STEP 3

Make sure the cannon is pointing upwards and away from spectators.

STEP 4

In one swift movement follow the directional arrows on the cannon in the direction shown. There will be an instant explosion which will eject the confetti within which will gently flutter to the ground.

NOTE: Although Ice Cannons are fun they should be treated with care. Due to the compressed air cartridge, there is an explosive element to the product that should only be handled by those who fully understand the product and its functionality.

CONTACT

ice
cannons.com

T. +44 (0)20 7298 5572
M. +44 (0)7912 360 063
www.icefountains.com
sales@icefountains.com


INSTRUCTIONS

HOW TO USE ICE CANNONS — TWIST


STEP 1



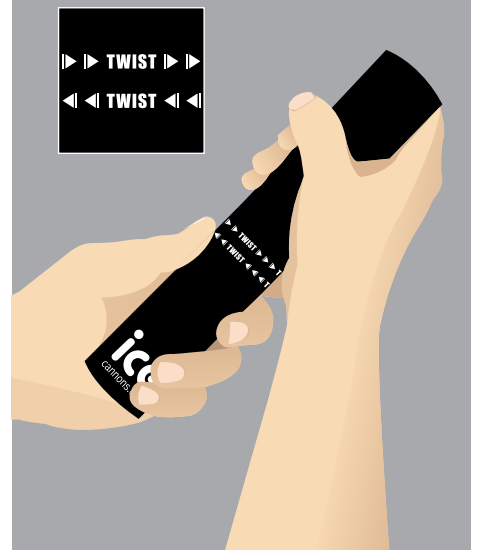
STEP 2



STEP 3



STEP 4



PACKAGING OVERVIEW

